




Odd Semester 2016 - Feedback Analysis

Internal Quality Assurance Cell
Lady Irwin College



Key Issues

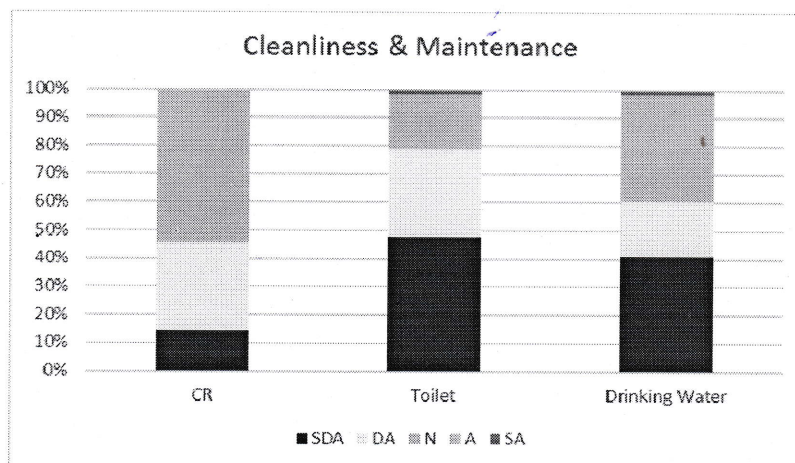
Feedback from students on

- Infrastructure
- Teaching

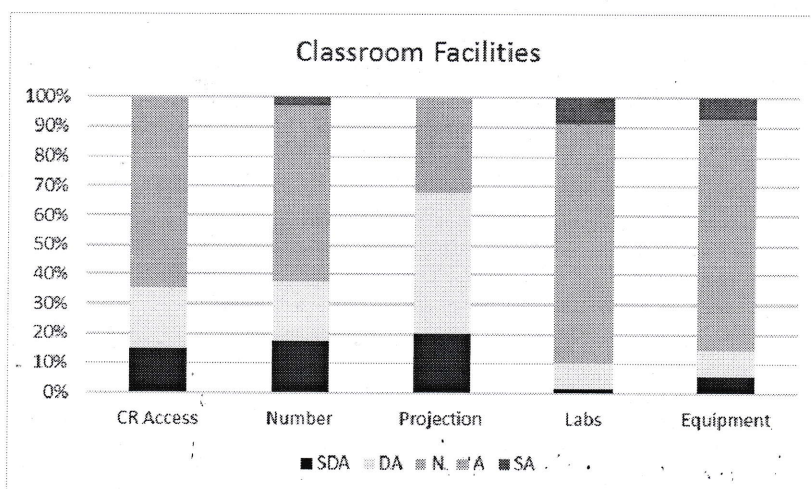
Feedback from Parents and Alumni

- Postgraduate departments
- Undergraduate courses

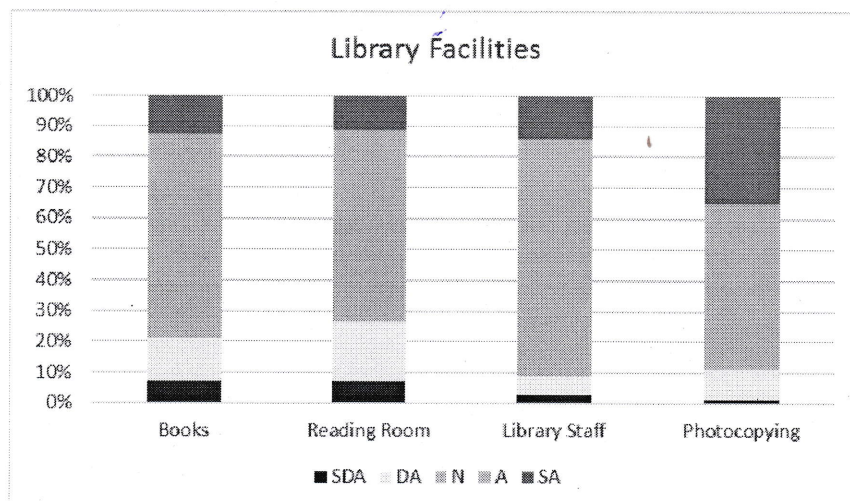
Student Feedback on Infrastructure -BSc Honours (n=71)



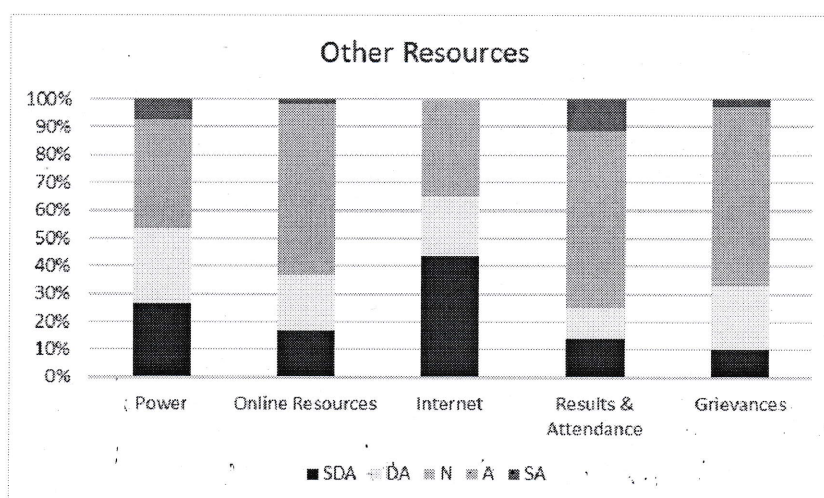
Student Feedback on Infrastructure -BSc Honours



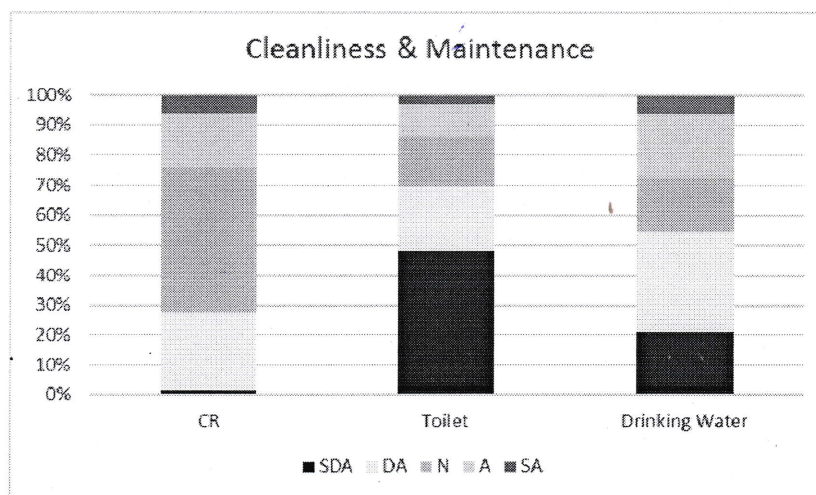
Student Feedback on Infrastructure -BSc Honours



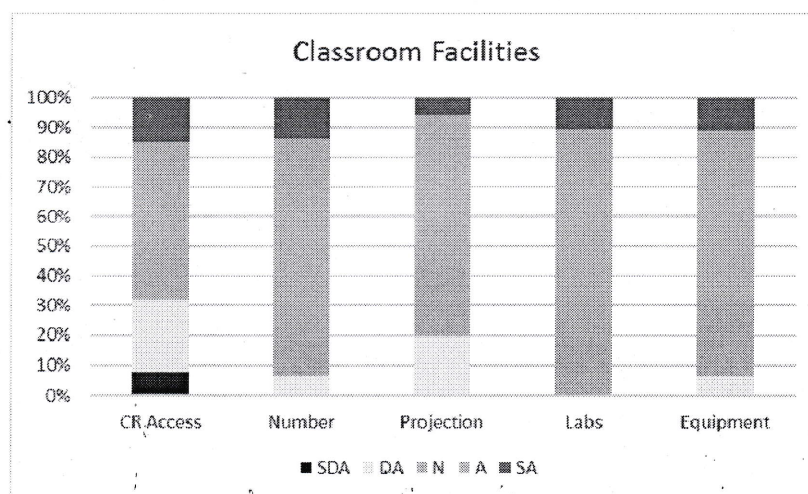
Student Feedback on Infrastructure -BSc Honours



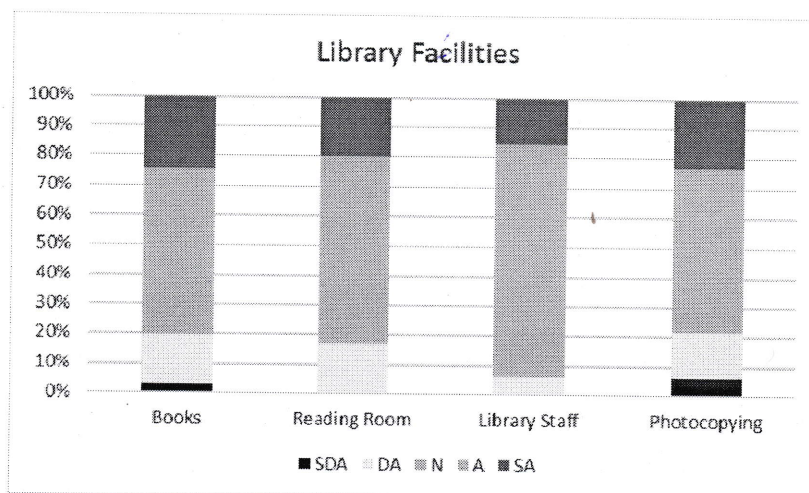
Student Feedback on Infrastructure -BSc Pass (n=66)



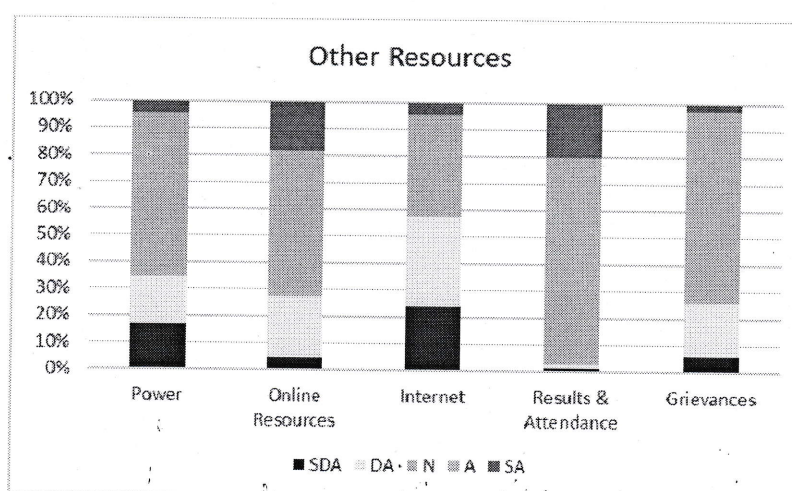
Student Feedback on Infrastructure -BSc Pass



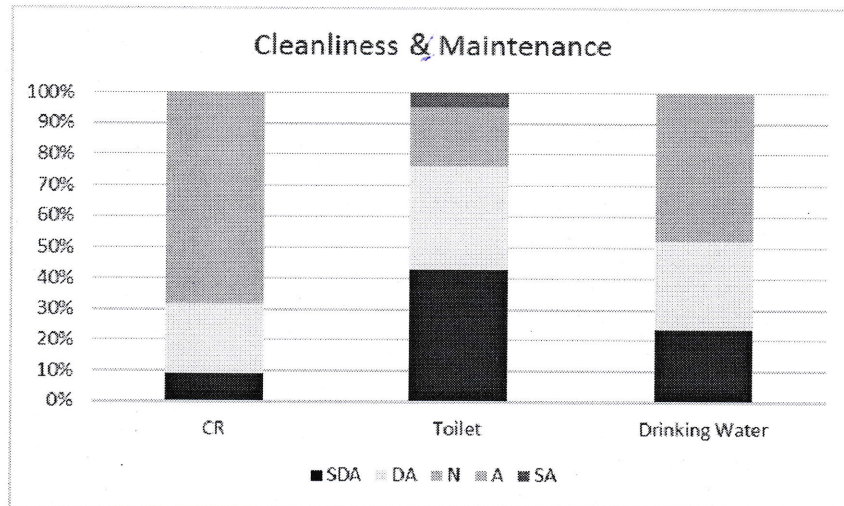
Student Feedback on Infrastructure -BSc Pass



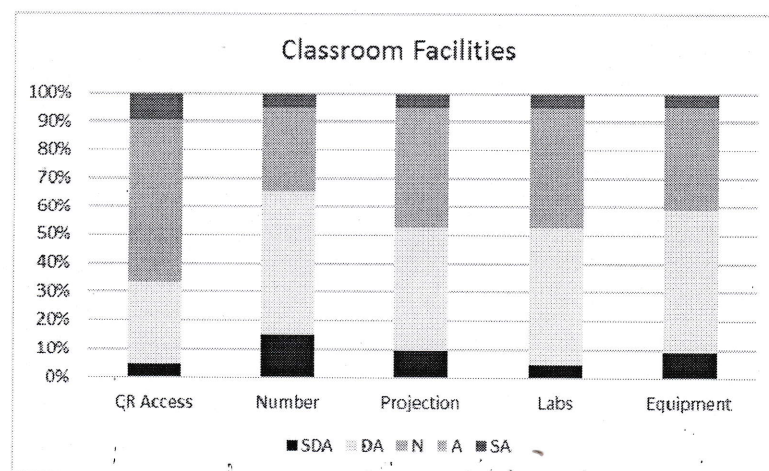
Student Feedback on Infrastructure -BSc Pass



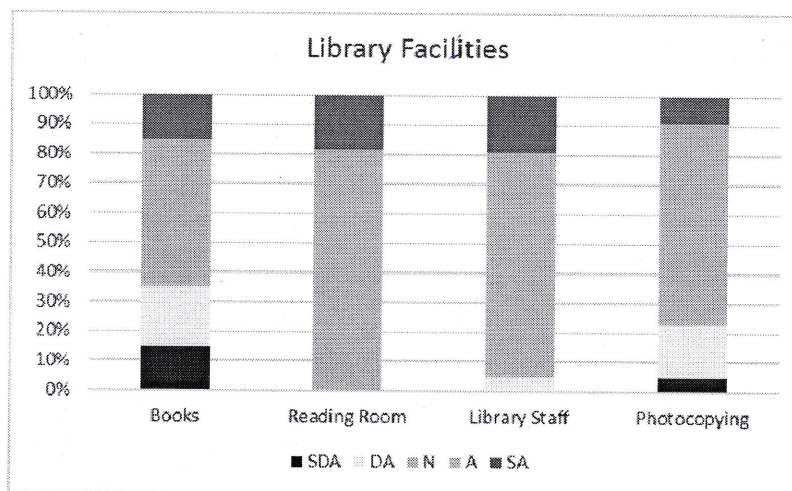
Student Feedback on Infrastructure -B.Tech. Food Tech. (n=22)



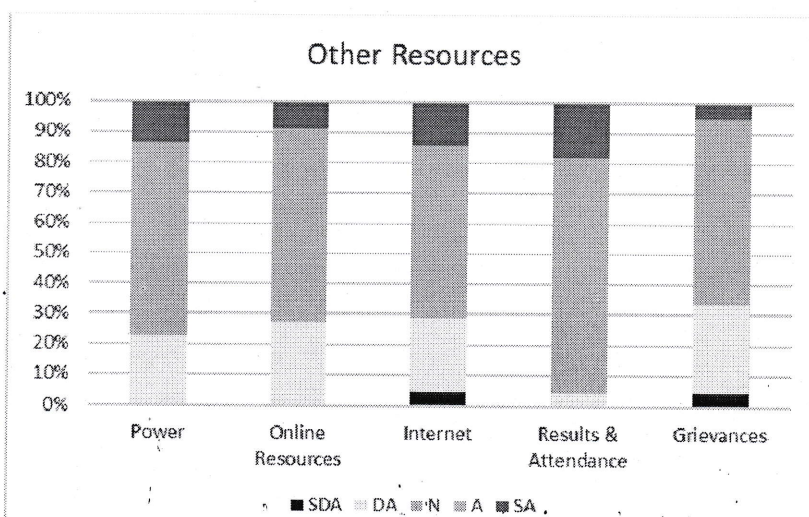
Student Feedback on Infrastructure -B.Tech. Food Tech.



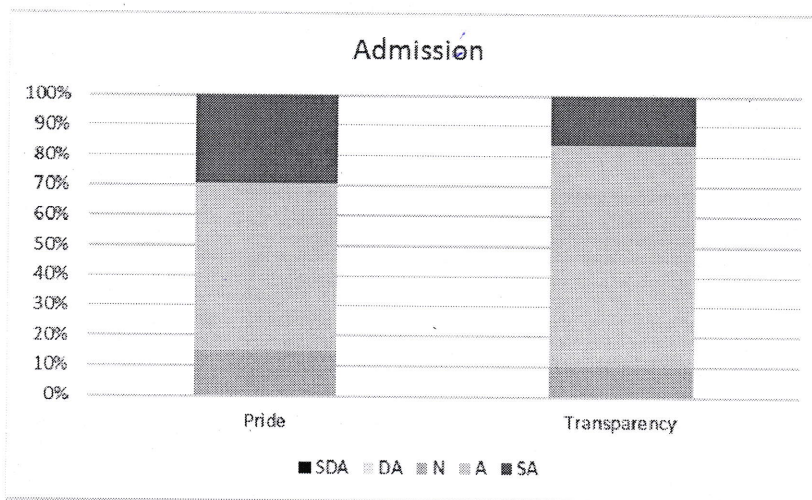
Student Feedback on Infrastructure -B.Tech. Food Tech.



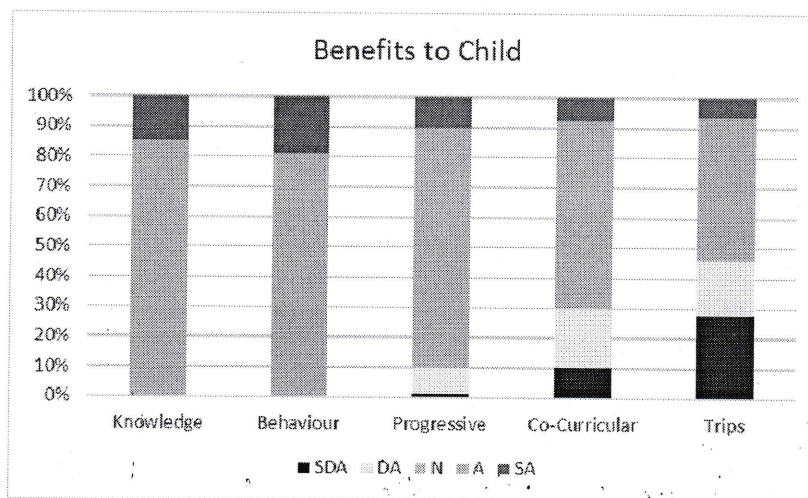
Student Feedback on Infrastructure -B.Tech. Food Tech.



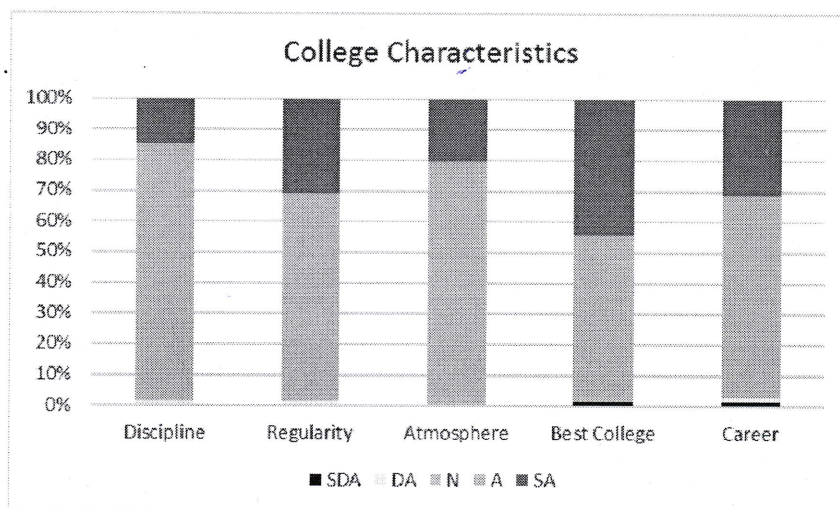
Parents' Feedback – Undergraduate Courses (n=68)



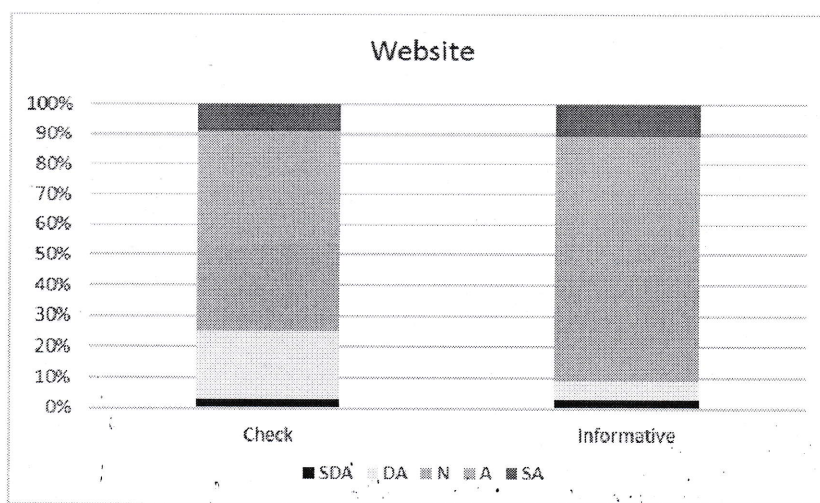
Parents' Feedback – Undergraduate Courses



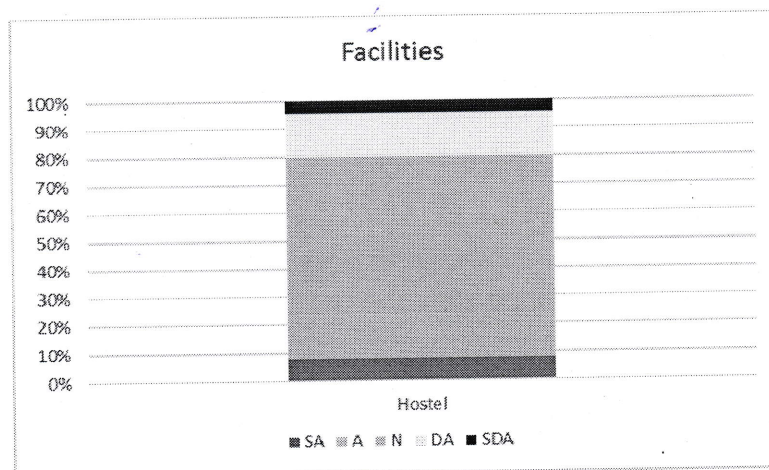
Parents' Feedback – Undergraduate Courses



Parents' Feedback – Undergraduate Courses



Parents' Feedback – Undergraduate Courses



UG Parents' Feedback - Summary

- Parents are proud their children are in LIC
- The admission process is transparent
- Classes are regular and discipline is good
- Home science curriculum provides a strong base for multiple careers
- Atmosphere in the college is conducive for learning
- Positive change in the behaviour of their ward after joining
- LIC website is informative
- Majority however do not check their wards attendance regularly
- Neutral or negative responses more for hostel facilities, extracurriculars and progressive changes in college
- Negative response to college arranges for relevant trips and excursions

Feedback of Alumni -Postgraduate Departments

- Most are proud to be an alumni of LIC
- Most feel college contributed to their career
- Most appreciative of developments in college
- Mixed feedback on course being contemporary, alumni being involved, role of alumni in academically and financially strengthening college
- Most agree that formation of department wise alumni associations is a step in right direction
- Most alumni are keen to network with other alumni for both personal and professional needs.
- Around half alumni knew that college hosts distinguished alumnus award.

Feedback of Parents -Postgraduate Departments

- Majority proud to have their child in LIC
- Admission process is transparent
- Child learning by interacting with faculty
- Classes are regular and discipline is good
- 50- 86 % felt atmosphere in the college is conducive for learning
- 40- 62% felt Positive change in the behaviour of their ward after joining
- Most felt LIC website is informative (46 - 50 %)
- Majority however do not check their wards attendance regularly (73 -97%)
- Neutral or negative responses more for hostel facilities (DCE positive and neutral)
- Most neutral about extracurriculars and progressive changes in college
- Positive response to college arranges for relevant trips and excursions by Education dept, negative and neutral response from DCE, FAS



Action Points

►Infrastructure

- ❖ Washrooms need to be upgraded
- ❖ Provision of drinking water
- ❖ Classroom cleanliness improved – dustbins in each class, sensitization of students
- ❖ Students need to be sensitized to the infrastructure which is disabled friendly
- ❖ Maintenance department with register for complaints- plumbing, electricity and other minor repairs



Action Points

►Teachers

- Time slot for helping students outside the classroom has to be fixed when teachers available in their rooms
- Teachers need to increase the practice of asking the opinion of students and making classes more interactive
- Increase counselling/guidance in academic and non-academic matters
- Redressal of Grievances



Action Points

- **Connect with parents**

- ❖ **Keep in touch with them regarding progressive changes**

FEEDBACK FORM REPORTS

- 1) MSc Food and Nutrition
- 2) MSc HDCS
- 3) MSC RMDA
- 4) MSc FAS
- 5) MSc DCE
- 6) B.Ed.
- 7) BSc Pass Home Science
- 8) BSc Honours Home Science
- 9) B.Tech. Food Technology

M.Sc FOODS AND NUTRITION

Student's response- Infrastructure

Total response: 31

S. No	Questions	Strongly Agree	Agree	Strongly Agree to Agree (%age)	Neutral	Disagree	Strongly Disagree	Strongly Disagree to disagree (%age)	No Response
1	The classrooms are clean and well maintained	17	12	94%		2		6%	
2	The building/ classrooms are accessible to differently abled persons	10	12	71%	7	2		6%	
3	Adequate number of classroom	8	6	45%	6	7		23%	
4	Class rooms have fixed projection aids	5	11	52%	8	5	1	19%	
5	Adequate number of laboratories available	3	15	58%	5	5	3	26%	
6	Equipment in the labs are in working conditions	3	4	23%	5	9	3	39%	
7	The college has adequate power supply	9	16	81%	4		2	6%	
8	The prescribed books/ reading materials are available in the library/ department	11	10	68%	6	1	2	10%	
9	Reading room available in library is satisfactory	10	18	90%	2	1		3%	
10	The library staff are cooperative and helpful	13	15	90%	3			0%	
11	Photocopy facility in the library in available and satisfactory	11	12	74%	2	4	1	16%	
12	Online educational resources are available and accessible	7	11	58%	9	3		10%	2
13	internet facilities are available in the department	3	5	26%	7	12	4	52%	
14	Results and attendance records are displayed on time	5	17	71%	6	3		10%	
15	Toilets/ washrooms are hygienic and properly maintained	1	1	6%	6	8	15	74%	
16	Clean drinking water is available in the department and on the campus	1	4	16%	4	7	15	71%	
17	Grievances/ problems are redressed/ solved well in	3	3	19%	9	10	6	52%	

11	Home Science curriculum provides a strong base for multiple careers	4	11	63%	9				0%	
12	Hostel facilities are good	1	1	8%	15	2	1		13%	4
13	The changes introduced in the College in recent years are progressive	2	11	54%	9	2			8%	
14	Exposure to Co-curricular Activities are sufficient	1	9	42%	7	5	2		29%	
15	The college arranges for relevant trips and excursions	2	9	46%	8	5			21%	

- **Positive response** obtained from the parents were regarding regularity of classes (100%), best college of home science (92%), college admission process (88%), pride in getting admission in college (88%), gain in knowledge of the ward (83%), positive change in the behavior of the ward (75%), and for the curriculum providing strong base for future prospects (63%).
- **Negative response** from parents were regarding visits to college website for checking monthly attendance (42%), information on LIC website (29%), exposure to co-curricular activities (29%), relevant educational trips (21%) and hostel facilities (13%).

	Strongly agree	agree	neutral	disagree	strongly disagree	no response	total forms
1 Getting admission in the college for my ward is matter of pride for me	6	6	3	0	0	0	15
2 The admission process in the college is transparent	3	9	2	1	0	0	15
3 My ward is improving her knowledge base through interaction with the faculty of the college	3	8	3	1	0	0	15
4 The discipline in the college is good	4	7	3	0	0	1	15
5 Classes are held regularly	4	7	3	1	0	0	15
6 The atmosphere in the college is conducive for learning	4	8	3	0	0	0	15
7 There is a positive change in the behaviour of my ward after joining the college	2	10	2	1	0	0	15
8 I visit the college website for checking my ward's monthly attendance	1	0	9	4	1	0	15
9 LIC is one of the best college in Home Science	7	5	3	0	0	0	15
10 LIC website is very informative	2	3	8	2	0	0	15
11 HomeScience curriculum provides a strong base for multiple careers	4	9	2	0	0	0	15
12 Hostel facilities are good	1	1	9	1	1	2	15
13 The changes introduced in the College in recent years are progressive	2	2	9	2	0	0	15
14 Exposure to Co-curricular Activities are sufficient	2	2	9	2	0	0	15
15 The college arranges for relevant trips and excursions	1	4	8	2	0	0	15
	2	5	6	2	0	0	15

A total of 15 parents participated in the feedback. 12 out of 15 parents agree that they are proud of their child's admission in this college and also feel that their ward is improving their knowledge base through interaction with the college faculty. 73% parents are satisfied with the discipline and regularity maintained by the college. 12 out of 15 parents feel that the college admission process is highly transparent. Many parents are also seeing a positive change in the behaviour of their ward since they have joined college. 9 out of 12 parents are neutral about the follow up of monthly attendance of their ward on the college website. 86% parents agree that home science curriculum provides strong base to girls for multiple careers. Nearly 26% parents are positive about the progressive changes that the college is introducing while many are neutral about it. Parents are somewhat satisfied with the exposure to co-curricular activities and excursions that the college organizes for the students.

PGDDPHN – Student feedback on Infrastructure

	Strongly agree	agree	neutral	disagree	strongly disagree	no response	total forms
1 The classrooms are clean and well maintained	3	18	5	0	1	0	27
2 The building/ classrooms are accessible to differently abled persons	3	12	9	1	1	1	27
3 Adequate number of classroom	4	13	3	6	0	1	27
4 Class rooms have fixed projection aids	4	6	7	9	1	0	27
5 Adequate number of laboratories available	9	9	5	2	0	2	27
6 Equipment in the labs are in working conditions	8	12	3	3	0	1	27
7 The college has adequate power supply	2	6	5	6	5	3	27
8 The prescribed books/ reading materials are available in the library/ department	14	8	4	0	1	0	27
9 Reading room available in library is satisfactory	10	10	6	1	0	0	27
10 The library staff are cooperative and helpful	12	9	5	1	0	0	27
11 Photocopy facility in the library is available and satisfactory	4	5	9	4	5	0	27
12 Online educational resources are available and accessible	5	9	12	0	1	0	27
13 Internet facilities are available in the department	2	6	6	9	4	0	27
14 Results and attendance records are displayed on time	3	13	9	1	1	0	27
15 Toilets/ washrooms are hygienic and properly maintained	1	2	6	8	9	1	27
16 Clean drinking water is available in the department and on the campus	1	3	6	7	10	0	27
17 Grievances/ problems are redressed/ solved well in time	1	8	10	6	2	0	27

The overall feedback given by 27 students of DDPHN course in the Department of Food and Nutrition was Positive. 48% students agree that there is adequate number of classrooms in the college. 67% students feel that the classrooms in the college are well maintained and clean. Almost 45% students agree that the classrooms and building is accessible to differently able students also. Regarding the reading material in the department and college library, almost 51% students are strongly satisfied with this facility. Almost 75% students of the department feel that the library staff is helpful and that the available reading room is satisfactory. 75% students are satisfied with the laboratories and equipments in the labs. 33% students are satisfied with the photocopy facility in the college, whereas 33% are neutral about it. 45% students are happy with the online resources that are being provided by the college. 60% students feel that the results and attendance is displayed on time, without any unnecessary delay. 33% students are happy with the grievance redressal system in the college, whereas 37% are neutral about it. 62% students feel that the washroom and drinking water facilities in the department and college are not satisfactory and need considerable improvement. Also, availability of internet facility in the department and inadequate power supply are also a matter of concern for the students.

HUMAN DEVELOPMENT AND CHILDHOOD STUDIES

REPORT ON STUDENT'S FEEDBACK FOR INFRASTRUCTURE:

Through the data acquired from the 28 postgraduate student's feedback forms, it was analysed that :

1. **Classrooms are clean and well maintained :**
Majority (50%) of the students **agreed** with this statement ; 35% are neutral ; and others disagreed with the cleanliness and maintenance of the classrooms.
2. **Classrooms are accessible to differently abled persons :**
Majority (50%) of the students **strongly disagreed** with this statement. 25% of the students were disagreed with the statement; 18% students were neutral with the statement and 7 % agreed with the statement.
3. **Adequate number of classrooms available in the college :**
Majority (35%) students agreed with this statement ; 10% are neutral with the statement ; 32% students disagreed and 21% students strongly disagreed with this statement.
4. **Classrooms have fixed projection aids:**
Majority (78%) students **agreed** that classrooms have fixed projection aids; 7% were agreed with the statement; 7 % strongly disagreed with the statement and 3 % were neutral about this.
5. **There are adequate number of laboratories available available in the college :**
Majority (43%) of the students **agreed** with the statement; 25% students were neutral about this statement; 18% students strongly disagreed with this statement; 7% strongly agreed and other 7 % disagreed with this statement.
6. **Equipments in laboratories are in working conditions :**
Majority (39%) **agreed**; 39 % are neutral about this statement; 7 % strongly agreed with the statement; 7% disagreed and other 7 % students strongly disagreed with the statement.
7. **College has adequate power supply :**
Majority (71%) students **agreed** with the statement; 14% were neutral about the statement; 7 % were neutral about this ; 3% students strongly agreed with this statement and other 3% students strongly disagreed with the statement.
8. **Prescribed books and reading material available in liabrary and departments :**
Majority (43%) students **agreed** that there is; 25% students were neutral about the statement; 14% of the students strongly agreed with the statement ; other 7 % students disagreed with it.
9. **Reading room available in librarisatisfctory:**
Majority (28%) of the students **disagreed** about this statement ; 14% students were neutral about this statement and remaining students agreed that the reading room available in library is satisfactory.
10. **Library staff is cooperative and helpful:**

Majority (53%) of the students **agreed** with the statement; 28% of the students were neutral with the statement and remaining students disagreed with it.

11. Photocopy facility is available in the library and satisfactory:

Majority (35%) of the students **agreed** with the statement; 32% students were neutral with the statement and remaining 10% disagreed with this statement.

12. Online educational resources are available and accessible:

Majority (43%) of the students were **neutral** with the statement; 39% of the students agreed with this statement; remaining 10% students disagreed with the statement.

13. Internet facilities available in the department:

Majority (89%) of the students **disagreed** with the statement and remaining 7% students agreed with this statement.

14. Results and attendance records are displayed on time:

Majority (46%) students **agreed** with this statement; 35% of the students were neutral with the statement and remaining 17% students disagreed with this statement.

15. Toilets and washrooms are hygienic and properly maintained :

Majority (71%) of the students **disagreed** with the statement; 18% students were neutral with the statement and remaining students agreed with the statement.

16. Clean drinking water is available in the department and on the campus:

Majority (53%) of the students **disagreed** with this statement; 35 % of the students agreed with the statement and remaining students were neutral with the statement.

17. Grievances and problems are solved well in time:

Majority (57%) of the students were **neutral** with this statement; 10% of the students agreed and remaining students disagreed with this statement.

REPORT OF PARENTS FEEDBACK FORMS

Through the data acquired from 23 parent's feedback form gathered from the postgraduation students, it was analysed that :

1. **Getting admission in the college for my ward is a matter of pride for me:**
Majority (95%) of the parents agreed that it is a matter of pride for them to get their ward admitted in this college.
2. **The admission process in the college is transparent:**
Majority (78%) of the parents agreed that the admission process in college is transparent.
3. **My ward is improving her knowledge base through interaction with the faculty of the college:**
Majority (91%) of the parents agreed that their ward is improving knowledge base through interaction with the faculty of college.
4. **The discipline in the college is good:**
Majority (87%) of the parents agreed that the college discipline is good.
5. **Classes are held regularly:**
100% parents agreed that classes are held regularly.
6. **The atmosphere in the college is conducive for learning :**
Majority (87%) of the parents agreed that college atmosphere is conducive for learning.
7. **There is positive change in the behavior of my ward after joining the college:**
Majority (69%) of the parents agreed that there is a positive change in behavior of my ward after joining the college.
8. **I visit the college website for checking my ward's monthly attendance:**
Majority (40%) parents disagreed that they visit the college website for checking the ward's attendance and others agreed with this.
9. **Lady Irwin College is one of the best college in Home Science:**
Majority (95%) of the parents agreed that Lady Irwin College is one of the best college in Home Science.
10. **Lady Irwin College website is very informative:**
Majority (65%) of the parents agreed that lady Irwin college website is very informative and remaining parents disagreed with this statement.
11. **Home Science curriculum provides strong base for multiple careers:**
Majority (82%) of the parents agreed that home science curriculum provides a strong base for multiple careers.

12. Hostel facilities are good:

Majority (34%) of the parents were neutral with this statement that hostel facilities are good ; other parents disagreed with this statement.

13. The changes introduced in the college in recent years are progressive:

Majority (78%) of the parents agreed that the changes introduced in the college in recent years are progressive and remaining disagreed with this statement.

14. Exposure to co-curricular activities is sufficient:

Majority (39%) of the parents gave a neutral response that exposure to co-curricular activities is sufficient; 34% of the parents agreed that exposure to co-curricular activities is sufficient.

15. The college arranges for relevant trips and excursions:

Majority (56%) of the parents disagreed with the statement that college arranges for relevant trips and excursions and remaining parents were neutral and agreed with this statement.

Analysis report on feedback form for alumni (n=13):

1. Majority 100% strongly agreed that they feel to be a student of LIC.
2. Majority 100 % agreed that the learning they had at the college is useful in their career.
3. Majority 69% agreed that the development in college in recent years are appreciative.
4. 7% agreed that the new courses introduced meet contemporary requirements. As others were before 2010 batch.
5. Majority 76% agreed that LIC is involving alumni in its activities.
6. Majority 84% agreed that the alumni have a role to play in academically strengthening the college further.
7. Majority 69% agreed that the alumni have a role to play in financially strengthening the college.
8. Majority 84% agreed that the formation of department wise alumni associations is a step in the right direction.
9. Majority 100 % agreed that the college hosts distinguished alumni award.
10. Majority 84% agreed that they are always keen to network with other alumni for both personal and professional needs.

RESOURCE MANAGEMENT AND DESIGN APPLICATION

Student Feedback – Infrastructure

Student's Feedback (n=36)						
S.No.	Question No.	Strongly Agree	Agree	Neutral	Disagree	Strongly Disagree
1	1	13	20	2	1	0
2	2	11	13	7	3	2
3	3	17	17	1	1	0
4	4	5	23	6	2	0
5	5	5	22	9	0	0
6	6	1	12	21	2	0
7	7	6	16	10	4	0
8	8	3	11	12	8	2
9	9	9	18	6	3	0
10	10	7	17	11	1	0
11	11	3	3	14	11	5
13	13	0	11	22	2	1
14	14	1	1	3	8	23
15	15	1	12	13	9	1
16	16	1	5	5	13	12
17	17	0	3	4	16	13
18	18	1	10	17	4	4

Out of 36 respondents - 13 respondents strongly agree, 20 respondents agree, 2 respondents gave neutral answer and 1 respondent disagree for the statement classrooms are clean and well maintained. The building classrooms are accessible to differently abled persons-11 respondents strongly agree, 13 respondents agree, 7 respondents were neutral, 3 respondents disagree and 2 respondents strongly disagree to it. 17 respondents strongly agree and 17 respondents agree to the adequate no. of classrooms available for them. 5 respondents strongly agree and 23 respondents agree to that statement that Classrooms have fixed

projection aids. 5 respondents strongly agree and 22 respondents agree to that statement that Adequate no. of laboratories are available for them. Also, 12 respondents mentioned they agree that Equipment in the lab are available in working conditions and 2 respondents disagree to it. 16 respondents agree and 16 respondents strongly agree that the college has adequate power supply. When respondents were asked about the library conditions about Reading material is available in the college library- 3 respondents strongly agree, 11 respondents agree, 12 respondents were neutral, 8 respondents disagree and 2 respondents strongly disagree to it. Reading room available in library is satisfactory- 9 respondents strongly agree, 18 respondents agree, 6 respondents were neutral and 3 respondents disagree to it. On asking about Library staff is cooperative and helpful - 7 respondents strongly agree, 17 respondents agree, 11 respondents were neutral and 1 respondents disagree to it. Photocopying facility in the library is satisfactory - 3 respondents strongly agree, 3 respondents agree, 14 respondents were neutral, 11 respondents disagree and 5 strongly disagree to it. Online educational resources are available and accessible - 11 respondents agree, 22 respondents were neutral, 2 respondents disagree and 1 respondent strongly disagree. It was interesting to note that 23 respondents strongly disagree and 8 respondents disagree on the Internet facilities available in department. Results and attendance records are displayed well on time - 1 respondents strongly agree, 12 respondents agree, 13 respondents were neutral, 9 respondents disagree and 1 respondents strongly disagree. It was amazing to know that 13 respondents disagree and 12 respondents strongly disagree for the maintenance and hygiene of toilet/ washrooms. For Clean drinking water is available in the department and college campus - 3 respondents agree, 4 respondents were neutral, 16 respondents disagree and 13 respondents strongly disagree to it. Grievances/ problems are solved well in time - 1 respondents strongly agree, 10 respondents agree, 17 respondents were neutral, 4 respondents disagree and 4 respondents strongly disagree to it.

PARENTS FEEDBACK - RMDA

Parent's Feedback (n=36)						
S.No.	Question No.	Strongly Agree	Agree	Neutral	Disagree	Strongly Disagree
1	1	22	9	5	0	0
2	2	4	26	5	0	1
3	3	8	22	6	0	0
4	4	11	20	5	0	0
5	5	13	20	3	0	0
6	6	15	16	5	0	0
7	7	16	13	5	2	0
8	8	2	12	17	5	0
9	9	15	15	5	1	0
10	10	4	17	11	3	1
11	11	10	11	14	1	0
12	12	5	3	25	1	2
13	13	6	12	16	2	0
14	14	5	16	12	3	0
15	15	8	7	15	5	1

Out of 36 respondents - 22 respondents strongly agree, 9 respondents agree and 5 respondents gave neutral answer for the statement getting admission in the college for my ward is a matter of pride for me. The admission process in the college is transparent – 26 respondents agree, 4 strongly agree and 5 respondents gave neutral response to it. For the statement – my ward is improving her knowledge base through interaction with the faculty of the college – 22 respondents agree, 8 respondents strongly agree and 6 respondents were neutral about it. The discipline in the college is good - 20 respondents agree, 11 strongly agree and 5 respondents were neutral about it. Out of 11 respondents, classes are held regularly – 20 respondents agree, 13 respondents strongly agree and 3 respondents were neutral about it, The atmosphere in the college is conducive for learning – 15 respondents strongly agree, 16 respondents mentioned agree and 5 respondents were neutral about it. There is a positive change in the behaviour of my ward after joining college – 16 respondents agree strongly, 13 respondents agree, 5 respondents were neutral and 2 respondents disagree to this. When parents were asked about visiting the college website for their wards attendance - 12 respondents agree, 2 respondents strongly agree, 17 respondents neutral and 5 respondents

disagree. LIC is the best college in Home Science –15 respondents strongly agree, 15 respondents agree, 5 were neutral and 1 respondent disagree to it. It was amazing to note that 3 respondents disagree and 1 respondent strongly disagree to the statement “LIC’s website is very informative”. Home science careers provides a strong base for multiple careers - 10 strongly agree, 11 agree, 14 neutral and 1 respondents disagree. It was interesting to know that 25 respondents were neutral, 1 respondent disagree and 2 respondents strongly disagree when asked about the Hostel facilities are good or not. The changes introduced in the college in the recent years are progressive - 6 respondents strongly agree, 12 respondents agree, 16 respondents were neutral and 2 respondents disagree to it. Exposure to co-curricular activities is sufficient - 5 respondents strongly agree, 16 respondents agree, 12 respondents were neutral and 3 respondents disagree to it. The college arranges for relevant trips and excursions- 8 respondents strongly agree, 7 respondents agree, 15 respondents were neutral, 5 respondents disagree and 1 respondent strongly disagree to it.

ALUMNI FEEDBACK – RMDA

When respondents were asked about the alumni feedback form – 7 respondents strongly agree and 11 respondents agree that they feel proud to be a part of LIC. 9 respondents also agreed to the fact that the learning they had in college was useful in their careers. 7 respondents mentioned the development in the college over the recent years were appreciative. For the statement – “The new courses introduced meet contemporary requirements” – 4 respondents strongly agree and 2 respondents agree to it. Out of 11 respondents, 6 respondents strongly agree and 3 respondents agree that LIC is involving alumni in its activities. The alumni have a role to play in academically strengthening the college – 6 respondents agree and 5 respondents strongly agree. The alumni have a role to play in financially strengthening the college – 2 respondents strongly agree, 3 respondents agree, 5 respondents were neutral and 1 respondent strongly disagree. Formation of department wise alumni associations is a step in the right direction – 6 respondents strongly agree and 5 respondents agree to it. For the statement that college hosts distinguished alumni awards – 5 respondents strongly agree, 5 respondents agree and 1 respondent strongly disagree. Out of 11 respondents – 9 respondents strongly agree and 2 agree to the statement I am always keen too network with other alumni for both personal and professional needs.

FABRIC AND APPAREL SCIENCE

Parents feedback – FAS

Responses	Questions														
	1	2	3	4	5	6	7	8	9	10	11	12	13	14	15
Strongly agree	4 (15%)	6 (23%)	6 (23%)	2 (8%)	6 (23%)	8 (31%)	1 (4%)	1 (4%)	11 (42%)	4 (15%)	5 (19%)	—	—	—	1 (4%)
Agree	20 (77%)	11 (42%)	17 (65%)	16 (61%)	19 (73%)	12 (46%)	15 (58%)	6 (23%)	11 (42%)	8 (31%)	12 (46%)	—	8 (31%)	8 (31%)	2 (8%)
Neutral	2 (8%)	5 (19%)	—	7 (27%)	—	6 (23%)	8 (31%)	11 (42%)	4 (15%)	11 (42%)	7 (27%)	12 (46%)	14 (54%)	13 (50%)	13 (50%)
Disagree	—	4 (15%)	1 (4%)	1 (4%)	1 (4%)	—	2 (8%)	7 (27%)	—	3 (11%)	2 (8%)	5 (19%)	3 (11%)	4 (15%)	5 (19%)
Strongly disagree	—	—	—	—	—	—	—	1 (4%)	—	—	—	3 (11%)	—	—	4 (15%)

After the analysis of parents feedback form, it was observed that 42% of the parents feel that the admission process in Lady Irwin College is transparent and 77% take pride in taking admission in LIC. 73% parents have said that since the classes are held regularly, the knowledge base of the students is improving. 58% parents have noticed a positive change in the behaviour of their children after joining this college. Although 42% of the population studied strongly feel that Lady Irwin College is one of the best college in Home Science and offers a strong base for

multiple careers, but a large part of the group (50%) didn't comment on the changes introduced in the college in recent years. Half of the population didn't feel positive about the trips and excursions arranged by the college and stayed neutral. Although, 46% parents didn't respond on the hostel facilities in the college but 19% strongly disliked the facilities provided in college hostel.

Response (Students)	Q1	Q2	Q3	Q4	Q5	Q6	Q7	Q8	Q9	Q10	Q11	Q13	Q14	Q15	Q16	Q17	Q18
Strongly agree	2 (6%)		4 (12.5%)	1 (3%)	2 (6%)	1 (3%)	4 (12.5%)	1 (3%)	6 (18%)	6 (18.7%)	2 (6%)			3 (9%)			1 (3%)
Agree	12 (37.5%)	5 (15.6%)	6 (18.7%)	15 (46.8%)	18 (56%)	11 (34%)	21 (65.6%)	18 (56%)	21 (65.6%)	15 (46.8%)	16 (50%)	11 (34%)	4 (12.5%)	8 (25%)	2 (6%)	1 (3%)	3 (9%)
Neutral	18 (56%)	9 (28.1%)	10 (31%)	6 (18.7%)	9 (28%)	14 (43.7%)	5 (15.6%)	10 (31%)	2 (6%)	10 (31%)	9 (28%)	13 (40.6%)	7 (21.8%)	18 (56.2%)	3 (9%)	7 (21.8%)	20 (62.5%)
Disagree		10 (31%)	11 (34%)	10 (31%)	2 (6%)	6 (18.7%)	2 (6%)	3 (9%)	1 (3%)	1 (3%)	5 (15.6%)	8 (25%)	14 (43.7%)	3 (9%)	11 (34%)	13 (40.6%)	4 (12.5%)
Strongly disagree		8 (25%)	1 (3%)						1 (3%)				7 (21.8%)		16 (50%)	11 (34.3%)	4 (12.5%)

Student Feedback – Infrastructure FAS

According to the analysis, the students were happy (56%) about the maintenance of the classrooms. 31-34% disagreed that there are adequate number of classrooms available and found that classrooms are not accessible to differently abled persons. Most of them were happy (56%) with the number of lab availability in the college. While some (44%) of them found that the equipments in the lab are not in good working conditions. Most of the students were happy (56-65%) with the availability of projection aids and power supply in the classrooms and college respectively. Students gave positive response about the library facilities. In large, they disagreed about the maintenance of toilets and drinking water in the campus.

DEVELOPMENT COMMUNICATION AND EXTENSION

Feedback of Parents

In a country like India with 24.3% of Gross Enrolment Ratio (GER) in Higher education and college density of an average of 27 i.e. the number of colleges per lakh eligible population {Source: All India Survey on Higher Education 2014-15, Dept. of Higher Education, Ministry of Human Resource Development (MHRD), Government of India (GoI) (2016), it becomes obvious for any parent to take pride when their child could actually get admission in one of the premier colleges of Delhi University. And 92.8% of the parents agreeing to this reflects the same. In the present time, transparency is being looked at as one of the important mandate or agenda for development and it is not hidden that many a times college admissions have been in discussions for many reasons and in Lady Irwin College, around 80% of the parents found the admission process transparent.

Feedback of parents (N = 28)						
S.No.	Parameters	Strongly agree	Agree	Neutral	Disagree	Strongly disagree
1.	Getting admission in the college for my ward is a matter of pride for me	n = 6 %= 21.4	n = 20 %= 71.4	n = 2 %= 7.1	-	-
2.	The admission process in the college is transparent	n = 3 %= 10.7	n = 20 %= 71.4	n = 4 %= 14.2	-	-
3.	My ward is improving her knowledge base through interaction with the faculty of college	n = 5 %= 17.8	n = 23 %= 82.1	-	-	-
4.	The discipline in college is good	n = 5 %= 17.8	n = 17 %= 60.71	n = 6 %= 21.4	-	-
5.	Classes are held regularly	n = 13 %= 46.4	n = 13 %= 46.4	n = 2 %= 7.1	-	-
6.	The atmosphere in the college is conducive for listening	n = 4 %= 14.2	n = 20 %= 71.4	n = 4 %= 14.2	-	-

7.	There is a positive change in the behaviour of my ward after joining the college	n = 4 %=14.2	n = 12 %=42.8	n = 11 %= 39.2	n = 1 %= 3.5	-
8.	I visit the college website for checking my ward's monthly attendance	-	n = 1 %= 3.5	n = 9 %= 32.14	n = 11 %= 39.2	n = 7 %= 25
9.	LIC is one of the best college in Home Science	n = 7 %= 25	n = 18 %= 64.28	n = 3 %= 10.71	-	-
10.	LIC website is very informative	n = 4 %=14.2	n = 10 %=35.71	n = 13 %= 46.42	n = 1 %= 3.5	-
11.	Home Science curriculum provides a strong base for multiple careers	n = 6 %= 21.4	n = 15	n = 6 %= 21.4	n = 1 %= 3.5	-
12.	Hostel facilities are good	-	n = 9 %= 32.14	n = 19 %= 67.85	-	-
13.	The changes introduced in the college in recent years are progressive	n = 3 %=10.7	n = 12 %= 42.85	n = 13 %= 46.42	-	-
14.	Exposure to co-curricular activities is sufficient	n = 3 %=10.7	n = 5 %=17.8	n = 15 %= 53.57	n = 5 %=17.8	-
15.	The college arranges for relevant trips and excursions	-	n = 4 %=14.2	n = 11 %= 39.2	n = 7 %= 25	n = 6 %= 21.4

Table 1.1: Feedback of Parents

The real meaning of education is to learn new things and the college seems to be doing good as 100% of the parents agree to this that the knowledge base of their daughters is improving through the interaction with the faculty. Approximately 78% of the parents said that the discipline in college is good. In colleges or in any educational institution, the means of learning is through interaction and that is ensured through classes and 46.4% parents strongly agreed and same percentage agreed for the fact that the classes are regularly held

in the department. Nearly 86% of the parents found the college atmosphere conducive for listening which is very important for encouraging individuals to express their thoughts and concerns freely.

Behaviour change is a continuous and gradual process and many a times difficult to observe but still 57% of the parents reported positive behaviour change in their daughters after joining the college. 39.2% of the parents were neutral about it and only one parent negated the statement.

In the feedback it was found out that parents are not much interested to check the college website for checking the attendance of their daughters though 50% of them said that the college website is very informative. The reason for this may be that they are not aware about availability of the online attendance record which can be more publicized.

It is reported that the parents (approx. 90%) consider this college as one of the best college in Home Science but not much aware about the fact that this curriculum provides a strong base for multiple careers which can actually be promoted through various IEC materials or web services along with personal interactions with parents or through counseling sessions prior to admissions.

For other things like hostel facilities, recently introduced changes, co-curricular activities and relevant educational trips and excursions, parents didn't seem to be much informed which can further be ensured through interactions or informative reading material for parents.

Feedback of Students

"I do not teach anyone I only provide the environment in which they can learn."

- Albert Einstein

For creating the favourable environment for learning to occur in any educational institution, the basic need is good infrastructure and most important-clean and well maintained classrooms to which nearly 100% of the students were satisfied. Approximately 94% reported adequate number of classrooms. The major areas of concern were reported to be the properly maintained toilets/washrooms and availability of clean drinking water to which nearly 72.22% and 63.8% students strongly disagreed respectively. Since these are the basic amenities an individual has right to get access, it becomes very important that proper funds should be allocated for ensuring these facilities in the college on an urgent basis. For power supply, mixed responses were received, 44% were positive, 33% were neutral and nearly 22% were negative. For ensuring regular classes and proper lab work, continuous power supply is must that should be ensured through enough power backups or alternate supply of electricity.

Feedback of students (N = 36)						
S.No.	Parameters	Strongly agree	Agree	Neutral	Disagree	Strongly disagree
1.	The classrooms are clean and well maintained	n = 16 %= 44.4	n = 19 %= 52.7	n = 1 %= 2.7	-	-
2.	The buildings are accessible to differently abled persons.	n = 11 %= 39.2	n = 23 %= 63.8	-	-	n = 2 %= 5.55
3.	Adequate number of classrooms	n = 10 %= 27.7	n = 18 %= 50	n = 7 %= 19.4	n = 1 %= 2.7	-
4.	Classroom have fixed projection aids	n = 3 %= 8.3	n = 16 %= 44.4	n = 10 %= 27.7	n = 6 %= 16.6	n = 1 %= 2.7
5.	Adequate number of laboratories available	n = 8 %= 22.2	n = 16 %= 44.4	n = 10 %= 27.7	n = 2 %= 5.55	-
6.	Equipment in the lab(s) are in working conditions	n = 9 %= 25	n = 12 %= 33.3	n = 14 %= 38.8	n = 1 %= 2.7	-
7.	The college had adequate power supply	n = 4 %= 11.1	n = 12 %= 33.3	n = 12 %= 33.3	n = 6 %= 16.6	n = 2 %= 5.55
8.	The prescribed books/reading material is available in the library/departments	n = 4 %= 11.1	n = 12 %= 33.3	n = 18 %= 50	n = 1 %= 2.7	n = 1 %= 2.7
9.	Reading room available in library is satisfactory	n = 11 %= 39.2	n = 20 %= 55.5	n = 4 %= 11.1	n = 1 %= 2.7	-
10.	The library staff are co-operative and helpful	n = 9 %= 25	n = 19 %= 52.7	n = 7 %= 19.4	n = 1 %= 2.7	-

11	Photocopying facility in the library is available and satisfactory	n = 1 %= 2.7	n = 4 %=11.1	n = 15 %=41.6	n = 10 %= 27.7	n = 2 %= 5.55
12	Online educational resources are available and accessible	n = 2 %= 5.55	n = 7 %= 19.4	n = 22 %= 61.1	n = 5 %= 13.8	-
13	Internet facilities are available in the department	-	n = 2 %= 5.55	n = 3 %= 8.3	n = 12 %= 33.3	n = 19 %= 52.7
14	Results and attendance records are displayed on time	-	n = 19 %= 52.7	n = 14 %= 38.8	n = 3 %= 8.3	-
15	Toilets/washrooms are hygienic and properly maintained	-	-	n = 3 %= 8.3	n = 7 %= 19.4	n = 26 %= 72.22
16	Clean drinking water is available in the department and on the campus	-	n = 3 %= 8.3	n = 4 %=11.1	n = 6 %= 16.6	n = 23 %= 63.8
17	Grievances/problems are redressed/solved well in time.	n = 1 %= 2.7	n = 11 %= 39.2	n = 16 %= 44.4	n = 6 %= 16.6	n = 3 %= 8.3

Table 1.2: Feedback of Students

Education is actually the process of optimisation of human potential already present in them. One of the targets of Sustainable Development Goal 4 is to build and upgrade education facilities that are child, disability and gender sensitive and provide safe, non-violent, inclusive and effective learning environments for all. And, nearly 95% of the students found the college building suitable and accessible for differently abled persons.

Learning is best when it is gained through self experience (Learning by doing) and laboratories are the places to let students have that kind of exposure. Nearly 66% of the students reported adequate number of laboratories but only 58% responded positively for the availability of the working instruments in the lab. The later percentage can be improved by ensuring adequate instruments in the laboratories. Nearly 53% of the students agreed to the availability of fixed projection aids in the classrooms which can be further improved.

Books are the source of plethora of knowledge and to get world around information without moving an inch and for an educational institution, libraries with adequate number of books are definitely an asset. Nearly 44% agreed to the availability of the reading material but 50%

were neutral about it which could mean that they didn't much explore the library facilities that can be encouraged in the classrooms while teaching-learning. On the other hand nearly 95% of the students agreed to the availability of the reading room in library which means that they do use library room but do not explore the reading material that much. Approximately 97% of the students found the library staff cooperative and helpful. For photocopy facility in the library, the responses were mixed- approx. 13% positive, 42% neutral and 33% negative. This can be improved by increasing the number of photocopy machines so that students can get satisfactory and timely services.

Looking at the present scenario and with advancement of technology, internet ensures connectivity with the whole world and keeps us updated on the all round developments happening in our surrounding. Approx. 95% of the students denied the availability of internet facilities which should be improved as it is very important for the students to prepare themselves for the competition out in the industry that they would face after getting out of the college. Nearly 25% of the students reported availability and accessibility of the online educational resources but 61.1% were neutral and 13.8% disagreed to it. For this internet facility and proper guidance from the teachers should be provided.

For timely display of results and attendance, 52.7% students responded positively, 38.8% were neutral and 8.3% responded negatively. As responded by parents that the college provides a conducive atmosphere for listening, in sync with that nearly 42% of the students reported that the grievances/problems are redressed/solved well in time, 44.4% were neutral and 24% disagreed to it. This can be ensured through making the redressal mechanism more systematic and robust so that issues can be resolved strategically within limited time.

DEPARTMENT OF EDUCATION

Parent's feedback

After the analysis of parent's feedback form, it was observed that 75% of parents feel that getting admission in the college of their ward is a matter of pride and also ward is improving their knowledge base by interacting with faculty. 79% of parents feel that the admission process of College is quite transparent. 65% of parents felt that college had good discipline and 64% of them felt that atmosphere of college is conducive for learning. 37% of parents felt that there is a positive change in the behaviour of their ward after joining the college. 13% felt that hostel facilities are good. 70% feel positive about the exposure to co-curricular activities which is good and also the college arranges for relevant trips and excursions. 48% parents stayed neutral on the hostel facilities.

Student's feedback

After the analysis of student's feedback form, it was observed that 53% of students agree the classrooms are clean and well maintained. 61% of students feel that there are not enough classrooms. 25% of them feel that the required reading material is available in library/departments and 56% of students were happy with reading room facility in the library and felt that library staff is co-operative and helpful. Only 47% felt that photocopying facility in the library is satisfactory. 49% of students felt that washrooms are hygienic and well maintained.

Alumni Feedback

After the analysis of alumni feedback form, it was observed that 95% of alumni felt proud to be a student from Lady Irwin College and the college has had a significant contribution in their career. Most of the alumni had mixed feedback for Lady Irwin College involving alumni in the activities, role of alumni in academically strengthening college further and role of alumni in financial strengthening of the college. 92% of the alumni strongly felt that formation of department wise alumni associations is a step in right direction and most alumni are keen to network with other alumni for both personal and professional needs. 50% of alumni felt that college host distinguished alumnus award. 67% of the alumni are always keen to network with other alumni for both personals and professional needs.

(chetna)

Parent's feedback

After the analysis of parent's feedback form, it was observed that 60% of parents feel that getting admission in the college of their ward is a matter of pride and also ward is improving their knowledge base by interacting with faculty. 58% of parents felt that college had good discipline and 56% of them felt that atmosphere of college is conducive for learning. 43% of parents felt that there is a positive change in the behaviour of their ward after joining the college. 54% of parents felt that Lady Irwin college is one of the best colleges in Home Science and 52% felt that hostel facilities are good. Most of the population feel positive about the exposure to co-curricular activities is sufficient and also the college arranges for relevant trips and excursions. 52% parents stayed neutral on the hostel facilities.

Student's feedback

After the analysis of student's feedback form, it was observed that 63% of students agree that classroom are clean and well maintained. 47% of students feel that there are not enough classrooms. 41% of them feel that the required reading material is available in library/departments and 43% of students were happy with reading room facility in the library and felt that library staff is co-operative and helpful. Most of the population felt that photocopying facility in the library is satisfactory. 43% of students felt that washrooms are hygienic and well maintained.

Alumni Feedback

After the analysis of alumni feedback form, it was observed that 89% of alumni felt proud to be a student from Lady Irwin college and the college has had a significant contribution in their career. 67% of the alumni were appreciative of the development in the college in recent years. 44% of the alumni felt that new courses introduced meet contemporary requirements. Most of the alumni had mixed feedback for Lady Irwin College involving alumni in the activities, role of alumni in academically strengthening college further and role of alumni in financial strengthening of the college. 67% of the alumni strongly felt that

formation of department wise alumni associations is a step in right direction and most alumni are keen to network with other alumni for both personal and professional needs. 56% of alumni felt that college lost distinguished alumnus award. 67% of the alumni is always keen to network with other alumni for both personals and professional needs

BEdAlumini Feedback											
S.No.	Strongly Agree	Agree	Neutral	Disagree	Strongly disagree	Total	Strongly Agree %	Agree %	Neutral %	Disagree %	Strongly disagree %
1	7	1	0	0	0	8	88%	13%	0%	0%	0%
2	7	1	0	0	0	8	88%	13%	0%	0%	0%
3	2	5	0	0	0	7	25%	63%	0%	0%	0%
4	4	3	1	0	0	8	50%	38%	13%	0%	0%
5	4	0	3	1	0	8	50%	0%	38%	13%	0%
6	4	3	0	1	0	8	50%	38%	0%	13%	0%
7	2	3	2	1	0	8	25%	38%	25%	13%	0%
8	6	1	0	0	0	7	75%	13%	0%	0%	0%
9	5	1	2	0	0	8	63%	13%	25%	0%	0%
10	5	2	1	0	0	8	63%	25%	13%	0%	0%

Parents Feedback B.Ed. First & Second Year															
Sr. No.	Strongly agree	agree	neutral	disagree	strongly disagree	total	total	total	total	total	strongly agree%	agree%	neutral%	disagree%	strongly disagree%
1	21	11	3	0	0	35	35	35	35	35	60%	31%	9%	0%	0%
2	11	13	10	0	0	34	34	34	34	34	32%	38%	29%	0%	0%
3	8	21	6	0	0	35	35	35	35	35	23%	60%	17%	0%	0%
4	8	19	6	0	0	33	33	33	33	33	24%	58%	18%	0%	0%
5	18	12	4	1	0	35	35	35	35	35	51%	34%	11%	3%	0%
6	9	19	5	1	0	34	34	34	34	34	26%	56%	15%	3%	0%
7	8	15	7	5	0	35	35	35	35	35	23%	43%	20%	14%	0%
8	5	4	15	10	0	34	34	34	34	34	15%	12%	44%	29%	0%
9	19	12	4	0	0	35	35	35	35	35	54%	34%	11%	0%	0%
10	7	7	18	3	0	35	35	35	35	35	20%	20%	51%	9%	0%
11	13	11	10	1	0	35	35	35	35	35	37%	31%	29%	3%	0%
12	0	6	14	6	1	27	27	27	27	27	0%	22%	52%	22%	4%
13	4	12	14	2	0	32	32	32	32	32	13%	38%	44%	6%	0%
14	4	15	12	3	1	35	35	35	35	35	11%	43%	34%	9%	3%
15	1	19	8	2	3	33	33	33	33	33	3%	58%	24%	6%	9%

Students Feedback Infrastructure B.Ed. First & Second Year															
S.No.	Strongly Agree	Agree	Undecided	Disagree	Strongly disagree	Total	Total	Total	Total	Strongly Agree %	Agree %	Undecided %	Disagree %	Strongly disagree %	
1	15	32	3	0	1	51	51	51	51	29%	63%	6%	0%	2%	
2	4	10	12	20	5	51	51	51	51	8%	20%	24%	39%	10%	
3	2	9	12	24	4	51	51	51	51	4%	18%	24%	47%	8%	
4	8	15	18	8	2	51	51	51	51	16%	29%	35%	16%	4%	
5	1	15	16	12	7	51	51	51	51	2%	29%	31%	24%	14%	
6	4	16	16	10	5	51	51	51	51	8%	31%	31%	20%	10%	
7	18	22	9	1	1	51	51	51	51	35%	43%	18%	2%	2%	
8	18	21	7	4	1	51	51	51	51	35%	41%	14%	8%	2%	
9	22	22	3	4	0	51	51	51	51	43%	43%	6%	8%	0%	
10	22	23	6	0	0	51	51	51	51	43%	45%	12%	0%	0%	
11	8	12	23	4	4	51	51	51	51	16%	24%	45%	8%	8%	
12	0	0	0	0	0	0	0	0	0	0%	0%	0%	0%	0%	
13	9	18	18	3	3	51	51	51	51	18%	35%	35%	6%	6%	
14	1	14	12	13	11	51	51	51	51	2%	27%	24%	25%	22%	
15	3	27	17	4	0	51	51	51	51	6%	53%	33%	8%	0%	
16	6	22	12	7	4	51	51	51	51	12%	43%	24%	14%	8%	
17	7	20	10	11	3	51	51	51	51	14%	39%	20%	22%	6%	
18	4	19	19	6	3	51	51	51	51	8%	37%	37%	12%	6%	

Analysis of feedback form : ALLDEPT
Alumni

Key	Frequency				
	SA	A	N	DA	SDA
I feel proud to be a student of LIC	13	0	0	0	0
The learning I had at the college is useful in my career	11	2	0	0	0
The developments in the college in recent years are appreciative	6	3	2	0	0
The new courses introduced meet contemporary requirements	0	1	0	0	0
LIC is involving alumni in its activities	3	7	1	0	0
the alumni have a role to play in academically strengthening in the college further	4	7	0	0	0
The alumni have a role to play in financially strengthening the college	5	4	4	0	0
Formation of department wise alumni associations is a step in the right direction	6	5	1	1	0
The college hosts distinguished alumni award	8	5	0	0	0
I am always keen to network with other alumni for both personal and professional needs	9	3	1	0	0